




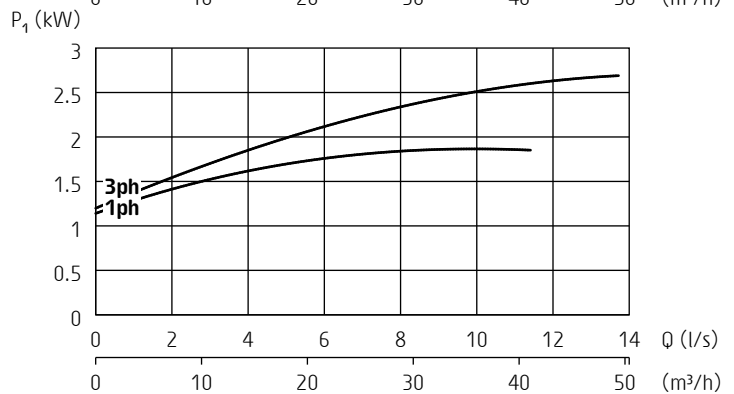
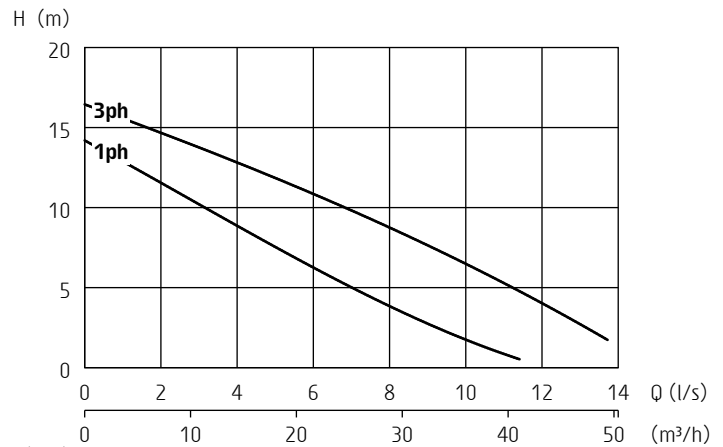
Salvador

Electrical submersible sludge pump



50 Hz	1-ph	3-ph
Discharge connection	3"	3"
Rated power P_2 [kW]	1,5	2,2
Max. power consumption P_1 [kW]	1,9	2,7
Shaft speed [r.p.m.]	2830	2800
Rated current at 230V	8,4 A	8,1 A
Rated current at 400V	-	4,5 A
Rated current at 500V	-	3,6 A
Solids passage	50 mm (2")	50 mm (2")
Height / Diameter (mm)	782 / 249 mm	782 / 249 mm
Weight	33 kg	33 kg

Other voltages on request



ISO 9906/A

Classification

Electrical submersible sludge pump
Protection class: IP 68

Electrical motor

1-phase: Squirrel cage induction motor with start and run capacitor
3-phase: Squirrel cage induction motor
Insulation class: F (IEC 85)

Motor protection

1-phase: Temperature guard with a thermal contact in stator opening temperature 125°C (257°F), air valve
3-phase: Phase sequence control, phase failure guard, temperature guard with thermal contacts in the stator opening temperature 125°C (257°F) (= SMART system), air valve

Cable - SubCab

1-phase: 3G1,5mm², 20 m (66 ft) / 14AWG/3, 53 ft
3-phase: 4G1,5mm², 20 m (66 ft) / 14AWG/4, 53 ft

Limitations

Max. submersion depth: 20 m (66 ft)
Max. liquid temperature: 40 °C (104 °F)
Allowed pH range: 5 - 8
Maximum liquid density: 1100 kg/m³ (68 lbs/ft³)

Shaft seals

Cartridge seal: pre-assembled double mechanical seal running in an oil compartment
Material lower seal: *silicon carbide - silicon carbide*
Material upper seal: *tungsten carbide - aluminium oxide*

Bearings

Ball bearings with C3 clearance

Discharge connection

3" hose, ISO-G or NPT

Materials

Casted parts: *Aluminium*
Outer casing: *Stainless steel*
Motor shaft: *Stainless steel*
Impeller: *Hard-Iron™*
Pump housing: *Aluminium/Polyurethane*
Screws and nuts: *Stainless steel*
O-rings: *Nitrile rubber*

Accessories

Zinc anodes
Float switch
Pump raft

Specifications can be changed without notice