




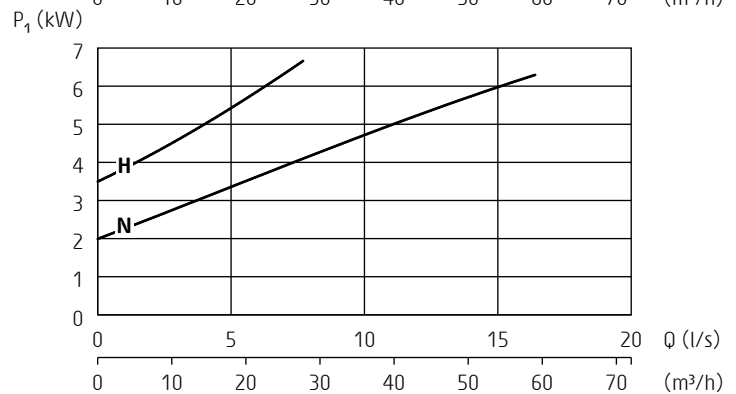
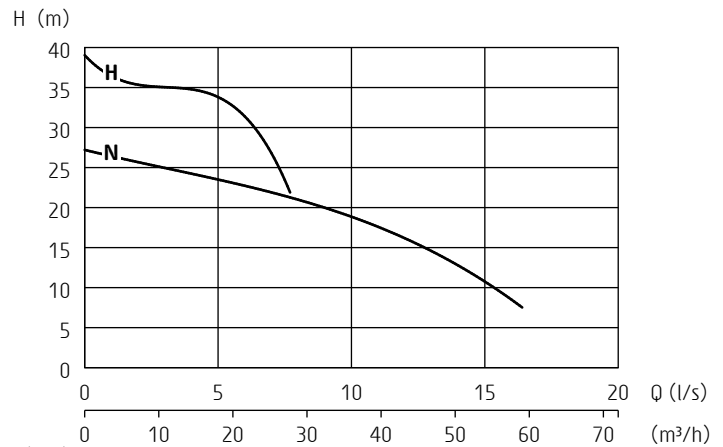
## Sandy

Electrical submersible sludge pump



50 Hz	N	H
Discharge connection	3"	3"
Rated power $P_2$ [kW]	5,6	5,6
Max. power consumption $P_1$ [kW]	6,7	6,7
Shaft speed [r.p.m.]	2890	2890
Rated current at 230V	19 A	19 A
Rated current at 400V	11 A	11 A
Rated current at 500V	8,7 A	8,7 A
Solids passage	46 mm (1,8")	32 mm (1,3")
Height / Diameter (mm)	879 / 480 mm	879 / 480 mm
Weight	57 kg	57 kg

Other voltages on request



ISO 9906/A

### Pump types

N: normal pressure  
H: high pressure

### Classification

Electrical submersible drainage pump  
Protection class: IP 68

### Electrical motor

Squirrel cage induction motor, insulation class: H (IEC 85)

### Motor protection

Phase sequence control, phase failure guard, temperature guard with thermal contacts in the stator opening temperature 140°C (284°F) (= SMART system), air valve

### Cable - SubCab

4G2,5mm², length 20 m or 14AWG/4, length 53 ft

### Limitations

Max. submersion depth: 20 m (66 ft)  
Max. liquid temperature: 40 °C (104 °F)  
Allowed pH range: 5 - 8  
Maximum liquid density: 1100 kg/m³ (68 lbs/ft³)

### Shaft seals

Cartridge seal: pre-assembled double mechanical seal running in an oil compartment

Material lower seal: *silicon carbide - silicon carbide*

Material upper seal: *tungsten carbide - aluminium oxide*

### Bearings

Ball bearings with C3 clearance

### Discharge connection

3" hose, ISO-G or NPT

### Materials

Casted parts: *Aluminium*

Outer casing: *Stainless steel*

Motor shaft: *Stainless steel*

Impeller: *Hard-Iron™*

Pump housing: *Aluminium/Polyurethane*

Screws and nuts: *Stainless steel*

O-rings: *Nitrile rubber*

### Accessories

Level regulator

External level regulator

Zinc anodes

Pump raft

Specifications can be changed without notice