


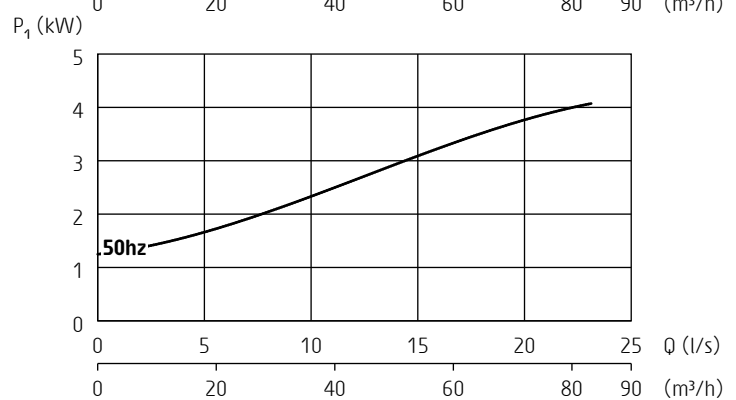
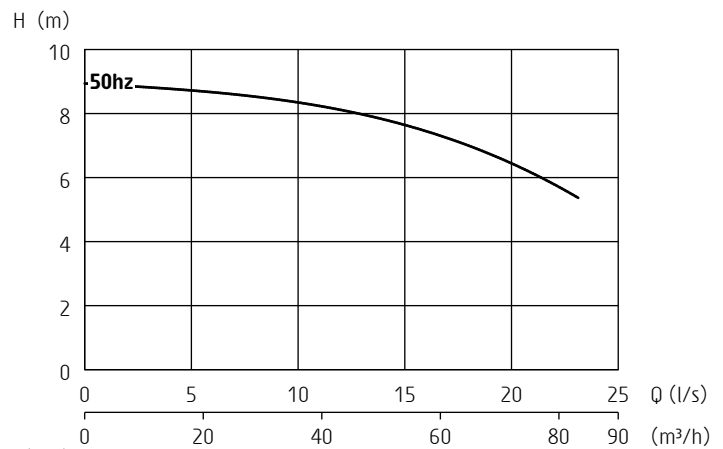


## Senior

Electrical submersible sludge pump



50 Hz	Senior
Discharge connection	4"
Rated power $P_2$ [kW]	3,2 kW
Max. power consumption $P_1$ [kW]	4,2 kW
Shaft speed [r.p.m.]	1400
Rated current at 230V	13 A
Rated current at 400V	7,6 A
Rated current at 500V	6,0 A
Solids passage	80 mm (3,2")
Height / Diameter (mm)	867 / 480 mm
Weight	56 kg
Other voltages on request	



ISO 9906/A

### Pump types

N: normal pressure

### Classification

Electrical submersible drainage pump

Protection class: IP 68

### Electrical motor

Squirrel cage induction motor, insulation class: H (IEC 85)

### Motor protection

Phase sequence control, phase failure guard, temperature guard with thermal contacts in the stator opening temperature 140°C (284°F) (= SMART system), air valve

### Cable - SubCab

4G2,5mm<sup>2</sup>, length 20 m or 14AWG/4, length 53 ft

### Limitations

Max. submersion depth: 20 m (66 ft)

Max. liquid temperature: 40 °C (104 °F)

Allowed pH range: 5 - 8

Maximum liquid density: 1100 kg/m<sup>3</sup> (68 lbs/ft<sup>3</sup>)

### Shaft seals

Cartridge seal: pre-assembled double mechanical seal running in an oil compartment

Material lower seal: *silicon carbide - silicon carbide*

Material upper seal: *tungsten carbide - aluminium oxide*

### Bearings

Ball bearings with C3 clearance

### Discharge connection

4" hose, ISO-G or NPT

### Materials

Casted parts: *Aluminium*

Outer casing: *Stainless steel*

Motor shaft: *Stainless steel*

Impeller: *Hard-Iron™*

Pump housing: *Aluminium/Polyurethane*

Screws and nuts: *Stainless steel*

O-rings: *Nitrile rubber*

### Accessories

Level regulator

Zinc anodes

Pump raft

Specifications can be changed without notice